



2024

CATALOG

BARU FOSHAN MEDICAL TECHNOLOGY CO.,LIMITED





COMPANY BRIEF

Baru Foshan Medical Technology Co.,Limited is located in Southern China medical Expo, Airport Road, Foshan City, which is one of the most centralized medical equipment industry Area in China.

We focus on products design, R & D, production, sales and service. Our Main Products are electric micro motor, piezo surgery, wireless Endo Motor, Implant instrument & Accessories, high and low speed dental handpiece, etc.

So far, we have agreement and cooperation with more than 300 companies. Our products are designed by our professional R & D team · our production is under the strict supply chain control.

In the last few years, the products have been gradually recognized by customers and sold to more than 100 countries. Our business principles is integrity first, customer first, service first, we will continue to promote ourselves.

Sincerely welcome you to visit our factory and contact us for win-win cooperation.

300+ COMPANIES **100+** COUNTRIES

We have agreement and cooperation with more than **300** companies. the products have been gradually recognized by customers and sold to more than **100** countries.



CONTENTS

01-14

HIGH SPEED HANDPIECE


15-30

LOW SPEED HANDPIECE

31-54

DENTAL EQUIPMENTS & INSTRUMENTS

HIGH SPEED HANDPIECE



INDESTRUCTIBLE LED HIGH SPEED HANDPIECE

Adopts ceramic bearing, Higher accuracy, low noise, less vibration.

*The indestructible LED bulb is protected by the stainless steel sealingly, and covered by high temperature resistant mirror glaze.
Multiple high temperature and high pressure disinfection has no impact on it.*



N SERIES

LED HIGH SPEED HANDPIECE

▼ BR-164N

4 water spray, upgraded E-generator led, titanium-plated body.



▼ BR-164BN

4 water spray, upgraded E-generator led. Quick coupling, titanium-plated body



▼ BR-162N

4 water spray, fiber optic. Quick coupling, titanium-plated body



▼ 164N-C



Cap

▼ 164N-R



Cartridge

▼ 164Q-4/2



Quick coupling

▼ 162QC-4/2



Quick coupling

SPECIFICATIONS

Chuck type:	Push button	Air pressure:	0.30-0.35 Mpa
Bur size:	Φ1.59-Φ1.60mm	Spray:	4 water spray
Brightness(Lux):	≥2500 Lux	Speed:	300,000-450,000 rpm
Noise:	≤60dB		

N SERIES

HIGH SPEED HANDPIECE

▼ BR-162BN

4 water spray, fiber optic. Quick coupling, titanium-plated body



▼ BR-114N

4 water spray, titanium-plated body.



▼ BR-164CN

3 water spray, titanium-plated body, upgraded E-generator led, 45 degrees handpiece



▼ 114N-C



Cap

▼ 164QD-4/2



Quick coupling

▼ 114N-R



Cartridge

SPECIFICATIONS

Chuck type:	Push button	Air pressure:	0.22-0.30 Mpa
Bur size:	Φ1.595-Φ1.600mm	Spray:	4 water spray
Noise:	≤60dB	Speed:	280,000 - 350,000 rpm

E SERIES

HIGH SPEED HANDPIECE

▼ BR-114E

4 water spray,
ceramic bearing.



▼ BR-164E

4 water spray,
upgraded E-generator led.



▼ BR-162E

4 water spray,
fiber optic with quick coupling.



▼ BR-164CE

4 water spray,
upgraded E-generator led,
45degrees handpiece.



▼ 164E-C



Cap

▼ 164E-R



Cartridge

▼ 164QC-4/2



Quick coupling

SPECIFICATIONS

Chuck type:	Push button	Air pressure:	0.30-0.35 Mpa
Bur size:	Φ1.59-Φ1.60mm	Spray:	4 water spray
Brightness(Lux):	≥2500 Lux	Speed:	300,000-450,000 rpm
Noise:	≤60dB		

E SERIES

LED HIGH SPEED HANDPIECE

▼ BR-164AS-E

5 water spray,
shadowless led (circle light).



▼ 164AS-R



Cartridge

▼ 164AS-C



Cap

▼ BR-164AS-5E

5 water spray,
shadowless 5 led.



▼ 164AS-5R



Cartridge

▼ 164AS-5C



Cap

SPECIFICATIONS

Chuck type:	Push button	Air pressure:	0.22-0.30 Mpa
Bur size:	Φ1.595-Φ1.600mm	Spray:	5 water spray
Noise:	≤60dB	Speed:	280,000 - 350,000 rpm

K SERIES

LED HIGH SPEED HANDPIECE

▼ BR-164K

4 water spray, upgraded E-generator led.



▼ BR-164BK

4 water spray, upgraded E-generator led, with quick coupling.



▼ BR-162K

4 water spray, fiber optic design, with quick coupling.



▼ 164K-C



Cap

▼ 164K-R



Cartridge

▼ 164Q-4/2



Quick coupling

▼ 162QC-4/2



Quick coupling

SPECIFICATIONS

Chuck type:	Push button	Air pressure:	0.30-0.35 Mpa
Bur size:	Φ1.59-Φ1.60mm	Spray:	4 water spray
Brightness(Lux):	≥2500 Lux	Speed:	300,000-450,000 rpm
Noise:	≤60dB		

K SERIES

HIGH SPEED HANDPIECE

▼ BR-162BK

4 water spray, fiber optic design, with quick coupling.



▼ BR-114BK

4 water spray, ceramic bearing, Quick Coupling handpiece



▼ BR-114K

4 water spray, ceramic bearing



▼ 114K-C



Cap

▼ 114K-R



Cartridge

▼ 164Q-4/2



Quick coupling

▼ 164QD-4/2



Quick coupling

SPECIFICATIONS

Chuck type:	Push button	Air pressure:	0.22-0.30 Mpa
Bur size:	Φ1.595-Φ1.600mm	Spray:	4 water spray
Noise:	≤60dB	Speed:	280,000 - 350,000 rpm

SHADOWLESS LED SERIES

LED HIGH SPEED HANDPIECE

5 water spray, shadowless led and ceramic bearing,
with 2 types of quick coupling.

▼ BR-164AS-5

▼ BR-164AS-5K

▼ BR-164AS-5N



▼ 162QD-4/2



Quick coupling

▼ 164Q-4/2



Quick coupling

▼ 164AS-5C



Cap

▼ 164AS-5R



Cartridge



SPECIFICATIONS

Chuck type:	Push button	Air pressure:	0.22-0.30 Mpa
Bur size:	Φ1.595-Φ1.600	Spray:	5 water spray
Brightness(Lux):	≥2500 Lux	Speed:	≥400,000 rpm
Noise:	≤60dB		

SHADOWLESS LED SERIES

LED HIGH SPEED HANDPIECE

5 water spray, shadowless led(circle ring light) and ceramic bearing,
with torque, standard and small head, also with 45 degrees
single water spray head.

▼ BR-164AS

▼ BR-164AS-K

▼ BR-164AS-N

▼ 162QD-4/2



Quick coupling

▼ 164Q-4/2



Quick coupling

▼ 164AS-C



Cap

▼ 164AS-R



Cartridge



3 head size

SPECIFICATIONS

Chuck type:	Push button	Air pressure:	0.22-0.30 Mpa
Bur size:	Φ1.595-Φ1.600mm	Spray:	5 water spray
Brightness(Lux):	≥2500 Lux	Speed:	280,000 - 350,000 rpm
Noise:	≤60dB		

P SERIES

LED HIGH SPEED HANDPIECE

▼ BR-164AP

3 water spray, E-generator LED

▼ BR-164BP

3 water spray, E-generator LED, with quick coupling.

▼ BR-164CP

Single water spray, E-generator LED 45 degrees high speed handpiece.



there types
for option

▼ 164AP-C



Cap

▼ 164Q-4/2



Quick coupling

▼ 164AP-R



Cartridge

SPECIFICATIONS

Chuck type:	Push button	Air pressure:	0.22-0.30 Mpa
Bur size:	Φ1.595-Φ1.600mm	Spray:	Three/Single water spray
Brightness(Lux):	≥2500 Lux	Speed:	280,000 - 350,000 rpm
Noise:	≤65dB		

P SERIES

HIGH SPEED HANDPIECE

► BR-114M

Single water spray, standard head



► BR-114P

3 water spray



► BR-114PH

3 water spray




► BR-114BP

3 water spray, quick coupling



► BR-124P

3 water spray, 7 colors for choice



Green Yellow Pink Black Purple Cyan Sky blue

▼ 114P-C



Cap

▼ 114P-R



Cartridge

SPECIFICATIONS

Chuck type:	Push button	Air pressure:	0.22-0.30 Mpa
Bur size:	Φ1.595-Φ1.600mm	Spray:	Single/Three water spray
Noise:	≤65dB	Speed:	280,000 - 350,000 rpm

CHILDREN HANDPIECE SERIES

HIGH SPEED HANDPIECE

MINI HEAD SERIES

Micro anti-back head with Slender body, appropriate for children.



▼ BR-112L

Dual cellular glass fiber optics, better lighting.



Dual cellular glass fiber optics design

▼ BR-112

Single Water spray system.



Four point anti-back Hygiene head

▼ BR-112X

Excellent illumination is enhanced by upgraded E-generator LED bulb, ultra durable.



Indestructible LED blub

▼ 112-C



Cap

▼ 112-R



Cartridge

SPECIFICATIONS

Chuck type:	Push button	Air pressure:	0.25-0.30 Mpa
Bur size:	Φ1.595-Φ1.600	Spray:	Single water spray
Brightness(Lux):	≥2500 Lux	Speed:	300,000-450,000 rpm
Noise:	≤60dB		

OTHER SERIES

HIGH SPEED HANDPIECE

► BR-164A1

4 water spray, with two types of torque head and small head. Upgraded indestructible LED.

► 164A1-R



Cartridge



► BR-114CP

Single water spray, 45 degrees head

► 114CP-R



Cartridge



► BR-122N

One patient, One instrument. Personal avoid cross-infection



► BR-122


Connect to Quick Couplings



SPECIFICATIONS

Chuck type:	Push button	Air pressure:	0.22-0.30 Mpa
Bur size:	Φ1.595-Φ1.600	Spray:	4/Single water spray
Brightness(Lux):	≥2500 Lux	Speed:	280,000-350,000 rpm
Noise:	≤65dB		

LOW SPEED HANDPIECE



20:1

Implant contra angle

20:1 IMPLANT DETACHABLE FIBER OPTIC CONTRA ANGLE



BR-412K-FD

- 1.Inner fiber optic
- 2.Easily detachable.
3. Stainless steel material

▼ 412K-FD-C



Cap

▼ 412K-FD-R



Cartridge

▼ 412K-FD-G



Middle Gear

SPECIFICATIONS

Chuck type:	Push button	Spray:	External irrigation system
Bur size:	Φ2.345-2.355	Max.torque:	≥80N.cm
Max.speed:	2500r/min	Noise:	≤60dB
Brightness(Lux):	≥2500 Lux	Gear ratio:	20:1

20:1

Implant contra angle

20:1 IMPLANT DETACHABLE E-GENERATOR CONTRA ANGLE

▼ BR-412K-ED

- 1.LED self-generator
- 2.Easily detachable.
3. Stainless steel material



▼ 412K-ED-C



Cap

▼ 412K-ED-R



Cartridge

▼ 412K-ED-G



Middle Gear

20:1 IMPLANT EXTERNAL PUSH BUTTON CONTRA ANGLE

▼ BR-412K

- 1.External irrigation system
- 2.Max.Torque:80N.cm
- 3.Universal E-type connector



▼ 412K-C



Cap

▼ 412K-R



Cartridge

▼ 412K-G



Middle Gear

SPECIFICATIONS

Chuck type:	Push button	Spray:	External irrigation system
Bur size:	Φ2.345-2.355	Max.torque:	≥80N.cm
Max.speed:	2500r/min	Noise:	≤60dB
Brightness(Lux):	≥2500 Lux	Gear ratio:	20:1

20:1

Implant contra angle

20:1 IMPLANT E-GENERATOR CONTRA ANGLE

▼ 412H-E-C



Cap

▼ 412H-E-R



Cartridge

▼ 412H-E-G



Middle gear



◀ BR-412H-E

- 1.High precision rotor
Vibrate≤0.01mm
- 2.LED self-egenerator
- 3.Max.Torque:80N.cm

20:1 IMPLANT FIBER OPTIC CONTRA ANGLE

▼ 412H-F-C



Cap

▼ 412H-F-R



Cartridge

▼ 412H-F-G



Middle gear



◀ BR-412H-F

- 1.High precision rotor
Vibrate≤0.01mm
- 2.Inner fiber optic design
- 3.Max.Torque:80N.cm

20:1 IMPLANT CONTRA ANGLE

▼ 412H-C



Cap

▼ 412H-R



Cartridge

▼ 412H-G



Middle Gear



◀ BR-412H

- 1.High precision rotor
Vibrate≤0.01mm
- 2.External spray
- 3.Max.Torque:80N.cm

SPECIFICATIONS

Chuck type:	Push button	Spray:	External irrigation system
Bur size:	Φ2.345-2.355	Max.torque:	≥80N.cm
Max.speed:	2500r/min	Noise:	≤60dB
Brightness(Lux):	≥2500 Lux	Gear ratio:	20:1

INCREASING CONTRA ANGLE

1:5 INCREASING CONTRA ANGLE (STAINLESS STEEL)

► BR-422SS-15 (Inner Water)

Fiber optic brighting system,
Inner water 4 spray cooling ,
Stainless Steel strong body.



► BR-422ESS-15 (External Water)

Fiber optic brighting system,
External water 4 spray cooling ,
Stainless Steel strong body.



1:4.2 INCREASING CONTRA ANGLE (STAINLESS STEEL)

► BR-422SS-42 (Inner Water)

45° head structure, fiber optic light,
inner water 4 spray cooling,
atomization can be turned on/off freely.



Switch on/off the
Atomization System

► BR-422ESS-42 (External Water)

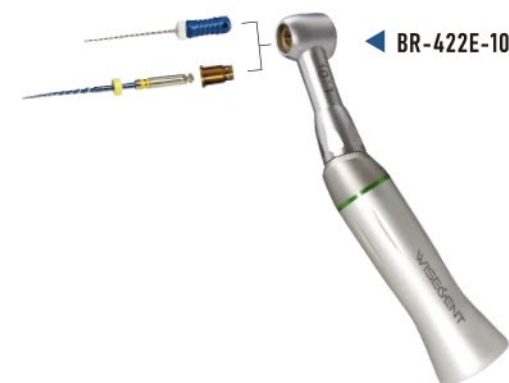
45° head structure, fiber optic light,
external water 4 spray cooling system.



SPECIFICATIONS

Ratio:	1:5 / 1:4.2	Air Pressure:	0.25-0.30Mpa
Chuck type:	Push button	Max.speed:	200,000 rpm
Spray:	4 water spray	Noise:	≤65dB

REDUCTION CONTRA ANGLE



◀ BR-422E-10

10:1 RECIPROCATING CONTRA ANGLE

Reciprocating contra angle for endodontic treatment
Fit for hand use file and rotary file

▼ 422E-10-H



Contra angle head

▼ 422E-10-C



Cartridge

▼ 422E-10



Rotary file chuck



◀ BR-422E-16

16:1 REDUCTION CONTRA ANGLE

16:1 push button contra angle for endodontic
treatment. Max speed 2,500RPM

▼ 422E-16-H



Contra angle head

▼ 422E-16-C



Cap

▼ 422E-16-R



Cartridge



◀ BR-422E-64

64:1 REDUCTION CONTRA ANGLE

64:1 push button contra angle for endodontic
treatment. Max speed 625RPM

▼ 422E-64-H



Contra angle head

▼ 422E-64-C



Cap

▼ 422E-64-R



Cartridge

SPECIFICATIONS

Rotation:	10:1, 16:1, 64:1	Air pressure:	0.3 - 0.35 Mpa
Chuck type:	Push button	Noise:	≤65dB
Max.speed:	4,000 rpm		

INTERNAL

LOW SPEED HANDPIECE

► BR-414K-CAL

1:1 Fiber optic detachable head
contra angle internal spray



► BR-414K-CA

1:1 type internal Push button Contra angle



► BR-414N-CL

1:1 Fiber optic contra angle internal spray



SPECIFICATIONS

Ratio:	1:1	Air pressure:	0.30-0.35 Mpa
Bur size:	Φ2.345-Φ2.355	Spray:	Inner water spray
Noise:	≤65dB	Speed:	≥18,000 rpm

INTERNAL

LOW SPEED HANDPIECE


E-GENERATOR LED CONTRA ANGLE

► BR-414K-CAE

1: 1 Inner water LED Contra Angle, detachable head,
brighter light and high efficiency gear to make work more
better with lower noise.



Detachable Head



Brighter LED



SPECIFICATIONS

Ratio:	1:1	Air pressure:	0.30-0.35 Mpa
Bur size:	Φ2.345-Φ2.355	Spray:	Inner water spray
Noise:	≤65dB	Speed:	≥18,000 rpm

EXTERNAL

LOW SPEED HANDPIECE

FX SERIES LOW SPEED HANDPIECE SET



BR-414FX

The seamless integrated body, Imported CNC machine refines precision handpiece gear systems that operate quietly, remarkably durable.



▲ BR-414FX-CA Contra angle handpiece



▲ BR-414FX-S Straight handpiece



▲ BR-414FX-M Air motor

SPARE PARTS

▼ 414FX-H



Contra angle head

▼ 414FX-C



Cap

▼ 414FX-R



Cartridge

▼ 414FX-G



Middle Gear

SPECIFICATIONS

Chuck type:	Push button	Air pressure:	0.30-0.35 Mpa
Bur size:	Φ2.345-Φ2.355	Spray:	External water spray
Noise:	≤55dB	Speed:	≥18,000 rpm

EXTERNAL

LOW SPEED HANDPIECE

B TYPE LOW SPEED HANDPIECE SET



BR-414B

External water spray, equipped with metal clasps, No need to worry about high temperature, sterilization. Durable and long service life.



▲ BR-414B-CASU
Optional: push button contra angle



▲ BR-414B-CA Contra angle handpiece



▲ BR-414B-S Straight handpiece



▲ BR-414B-M Air motor

SPARE PARTS

▼ 414B-H



Contra angle head

▼ 414B-C



Cap

▼ 414B-R



Cartridge

▼ 414B-G



Middle Gear

SPECIFICATIONS

Chuck type:	Latch/Push button	Air pressure:	0.30-0.35 Mpa
Bur size:	Φ2.345-Φ2.355	Spray:	External water spray
Noise:	≤65dB	Speed:	≥18,000 rpm

EXTERNAL

LOW SPEED HANDPIECE

A TYPE LOW SPEED HANDPIECE SET



BR-414A

External water spray, can be connected to polishing brush, polishing ring, grinding head, root canal enlargement needle



▲ BR-414A-CA Contra angle handpiece



▲ BR-414A-S Straight handpiece



▲ BR-414A-M Air motor

SPARE PARTS

▼ 414A-H



Contra angle head

▼ 414A-C



Cap

▼ 414A-R



Cartridge

▼ 414A-G



Middle Gear

SPECIFICATIONS

Chuck type:	Latch chuck	Air pressure:	0.30-0.35 Mpa
Bur size:	Φ2.345-Φ2.355	Spray:	External water spray
Noise:	≤65dB	Speed:	≥18,000 rpm

INTERNAL

LOW SPEED HANDPIECE

J TYPE LOW SPEED HANDPIECE SET



BR-414J

Push button design, you can easily replace the burs. Inner water spray, Durable material, can unprotected disinfection.



▲ BR-414J-CA Contra angle handpiece



▲ BR-414J-S Straight handpiece



▲ BR-414J-M Air motor

SPARE PARTS

▼ 414J-H



Contra angle head

▼ 414J-C



Cap

▼ 414J-R



Cartridge

▼ 414J-G



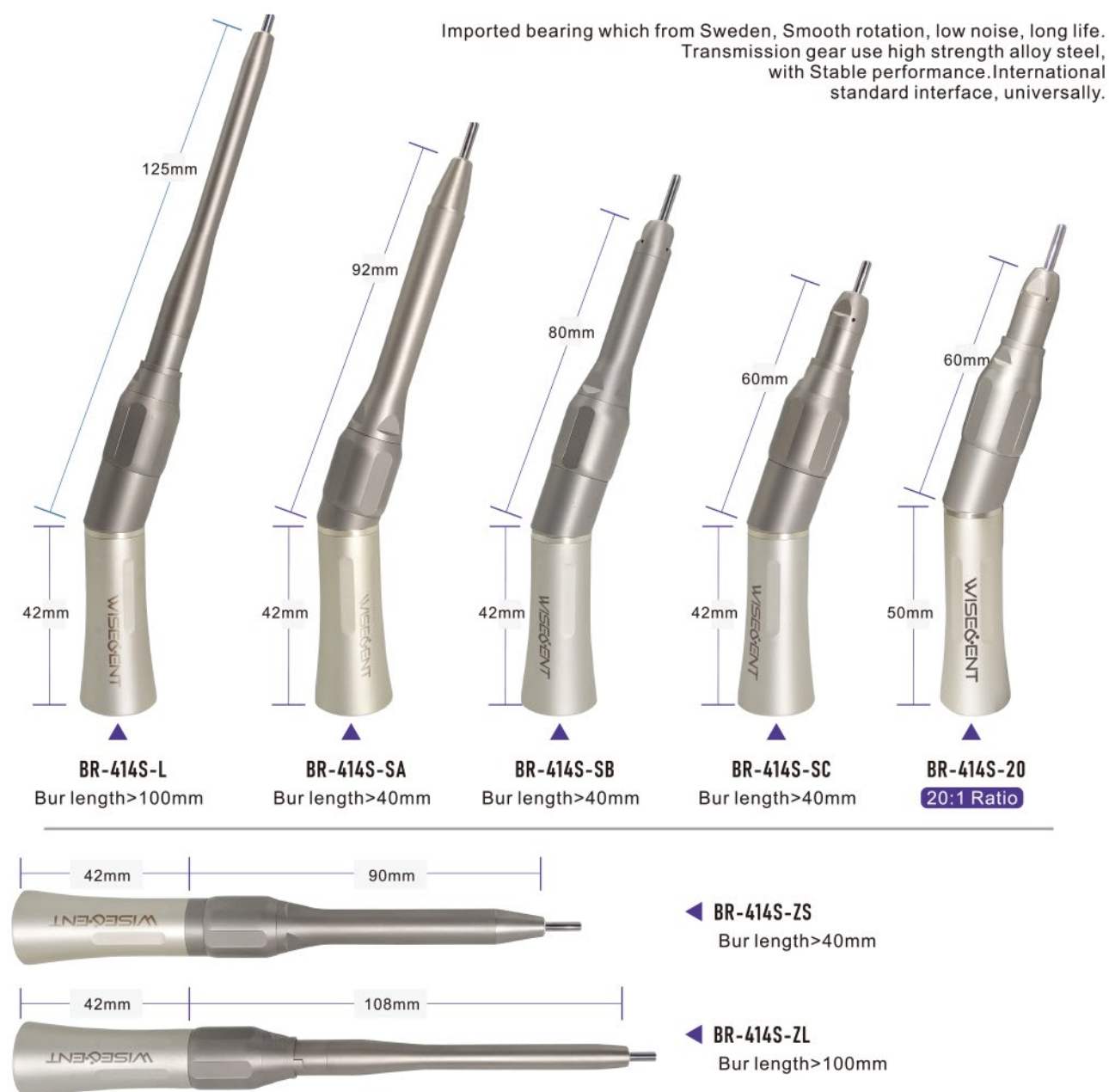
Middle Gear

SPECIFICATIONS

Chuck type:	Push button	Air pressure:	0.30-0.35 Mpa
Bur size:	Φ2.345-Φ2.355	Spray:	Inner water spray
Noise:	≤65dB	Speed:	≥18,000 rpm

SURGICAL

CONTRA ANGLE



SPECIFICATIONS

Ratio:	1:1 / 20:1	Air Pressure:	0.3Mpa-0.35Mpa
Rotation Speed:	40,000rpm	Bur Applicable:	Φ2.345-2.355
Bur length:	≥40mm/≥100mm	Noise:	≤65dB

SAW

HANDPIECE

The saw handpieces have been specially designed for conversion osteotomies and bone harvesting. Even after many years of use at maximum speed, consistently high cutting performance is still guaranteed.




RECIPROCATING

ORTHODONTICS CONTRA ANGLE

4:1 RECIPROCATING CONTRA ANGLE



A safe, precise and reliable method to achieve accurate interproximal stripping. More controllable and safer for the dentist and patient than diamond discs.



2 PACKAGING FOR CHOICE



▲ BR-422Q-41

▲ BR-422Q-41A
(with manual handle)

SPARE PARTS

▼ 422Q-41-H



Contra angle head

▼ 422Q-41-R



Cartridge

▼ 422Q-41-G



Middle Gear

▼ 422Q-41A



Manual handle

SPECIFICATIONS

Torque:	30N.cm	Air pressure:	0.30Mpa
Bur size:	Φ2.355	Speed:	500 - 10,000 rpm
Noise:	≤65dB		

WRENCH

HANDPIECE

UNIVERSAL IMPLANT PROSTHETIC DRIVER KIT

The Universal Implant Prosthetic Driver Kit gives you the ability to handle any implant brand attachment. Save time and money by not having to order drivers from many different companies.

This kit is used to remove and fasten implant prosthetics. It includes a complete set of components for tightening clinical and prosthetic screws to the correct torque value.



◀ BR-412T-1

Manual Use

SPECIFICATIONS

Torque wrench:	10-70Ncm
Technique:	Heat Treatment
Autoclave:	135°C autoclaved
Number of screw drivers:	16pcs

IMPLANT TORQUE WRENCH

Used for tightening implant surgery and untightening.

▶ BR-412T

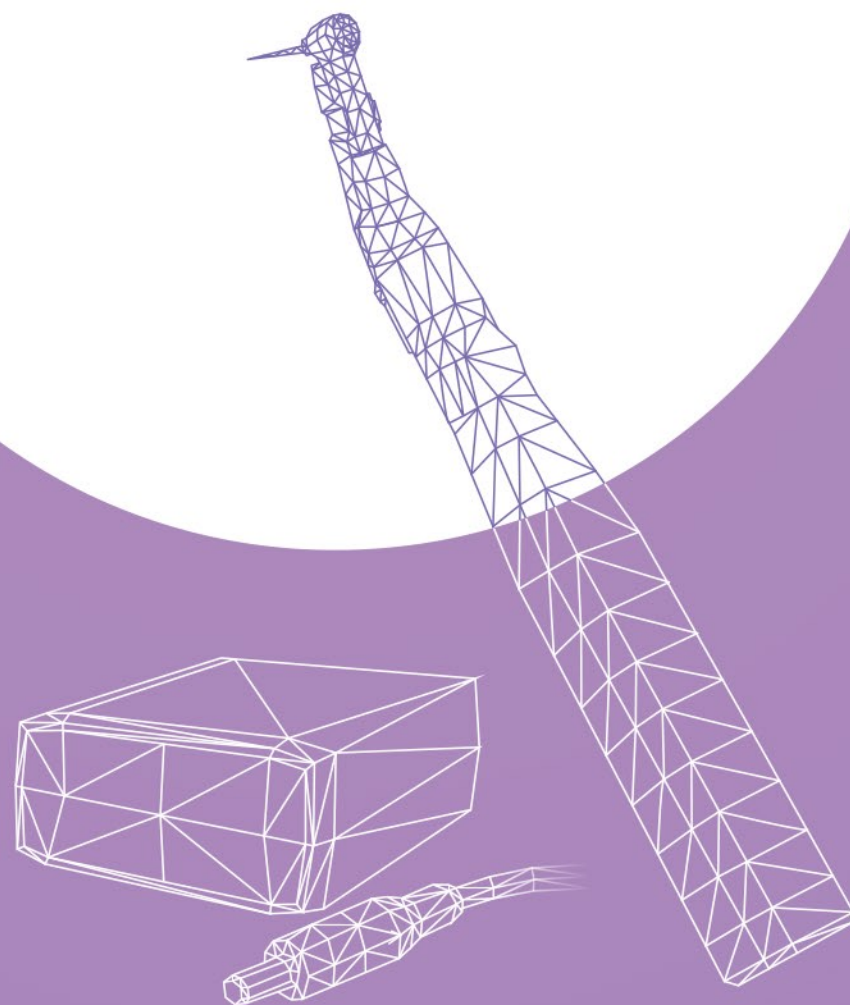
1. Finger tip rotation easily torques or loosens prosthetic screws.
2. Torque settings: 5, 10, 15, 20, 25, 30, 32 and 35N.cm.
3. Detachable head can be sterilized.
4. 12 pcs screwdrivers, compatible with most implants.
5. Aluminum body, excellent ergonomic design.

SPECIFICATIONS

Precision:	±1N.cm
Material:	Aluminum
Chuck type:	Latch type, Detachable
Torque setting:	5-35 N.cm



DENTAL EQUIPMENT



ROOT CANAL EQUIPMENTS

2 IN 1 ENDO MOTOR & APEX

► EN-WISE

1. Adopted with Japanese motor, stable and low noise, long using life.
2. 16:1 mini head contra angle makes it broader vision while operation
3. Torque transission efficiency >95%.
4. ABS material, corrosion and aging resistance, won't become yellow for years.
5. Endo & apex 2 in 1 design, which can realize apex measuring & root canal treatment at the same time.
6. With Forward, Reverse, Reciprocation operation mode



Built-in apex locator to realize both apex measuring and enlargement at the same time.



Japanese motor
Silent & Comfortable
More stable



360° Rotary mini head,
broader vision, easy for
different teeth positions.



Core algorithm
Enlarging while measuring.
Efficient and safe.



SPECIFICATIONS

Battery:	3.7V / 1900mAh ±10%	Powe output:	DC 5V/1A
Speed range:	120 - 650 rpm	Torque range:	0.6Ncm - 4.0Ncm
Reciprocating angle range:	30°, 60°, 90°, 150°, 180°, 210°, 250°, 370°	Noise:	<60db

ROOT CANAL

EQUIPMENTS

ENDO MOTOR & APEX COMBINATION

► EN-LINK

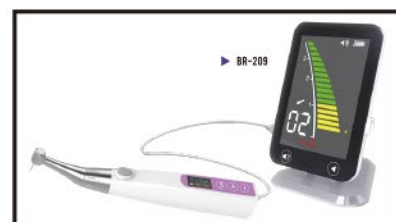
1. Adopted with Japanese motor, stable and low noise, long using life.
2. 1:1 stainless steel mini head contra angle makes it broader vision while operation.
3. Ball bearing contra angle, torque transission efficiency>98%.
4. ABS material, corrosion and aging resistance, won't become yellow for years.
5. With Forward, Reverse, Reciprocation operation mode



360° Rotary mini head, broader vision, easy for different teeth positions.



Core algorithm Real-time feedback on speed and torque output. Intelligent reversal in case of large resistance.



Connecting with BR-209 mini apex locator to realize apex measuring & root canal treatment at the same time.



SPECIFICATIONS

Battery:	3.7V / 1900mAh ±10%	Powe output:	DC 5V/1A
Speed range:	120 - 1000 rpm	Torque range:	0.6Ncm - 4.0Ncm
Reciprocating angle range:	30°, 60°, 90°, 150°, 180°, 210°, 250°, 370°	Noise:	<50db

WIRELESS ENDO MOTOR

▼ EN-SUPER

1. High-definition LED screen.
2. 9 preset program.
3. Speed & torque can be adjusted while working.
4. Durable acrylic panel.
5. One-piece head, more precise torque.
6. Replaceable battery
7. Equipped with 16:1 contra angle



Head can be rotated 360°



SPECIFICATIONS

Battery:	3.7V / 800mAh ±10%	Powe output:	DC 5V/1A
Speed range:	140 - 550 rpm	Torque range:	0.3Ncm - 4.0Ncm
Noise:	<50db		

ROOT CANAL

EQUIPMENTS

MINI APEX LOCATOR

This Apex locator is an electronic apparatus for determining the apex location during an endodontic treatment.
Beautiful price, small size, easy to carry, accurate measurement.

BR-209 ►



◄ BR-213


SPECIFICATIONS

Battery:	3.7V / 2000mAh	Consumption power:	c0.5W
Adapter:	100V-240V/ 50/60Hz	Screen:	4.5" LCD
Weight:	446g		

ENDO FILES REMOVAL KIT

▼ BR-211

1. Equipped with three different sizes of work tips
2. Clamping and locking design helps you catch every broken file.
3. Pre-bent work tip for easier operation.
4. Can 360° rotation flexibly



Lock design

SPECIFICATIONS

Material:	Stainless steel (body), NITI (drill)	Path drill:	5 pcs
Cutting drill:	3 pcs	Cutting cannula:	3 pcs

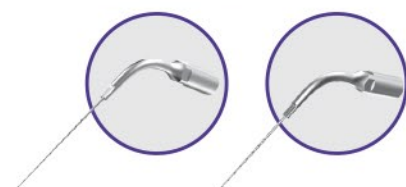
ROOT CANAL

EQUIPMENTS

ULTRASONIC ACTIVATOR

Born from concentrated Technology to use **40KHz** vibration frequency to create cavitation and acoustic streaming in the irrigant.

WORKING PARTS



Working part length of tips is 21mm and efficient working part length is 16mm

► BR-207

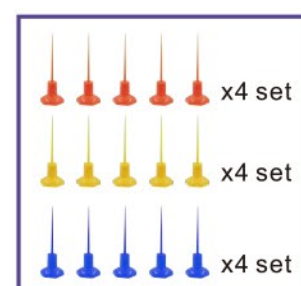
1. 40,000Hz vibration frequency
2. Smooth surface finish
3. 4.5 hours of continuous operation
4. Light weight & Ergonomic
5. Reduces the microbial load
6. Eliminates biofilm and smear layer
7. Ultrasonic activation device
8. LED Light source.



ENDO ACTIVATOR WITH LIGHT WITH PLASTIC TIPS

▼ BR-207N

1. More efficient for RCT
2. 60pcs tips disposable tips
3. Working mode, High and Low, makes dentists' work easier and quicker
4. Removable battery design.



SPECIFICATIONS

Power supply:	AC100-240V, 50/60Hz	Frequency:	40KHz
Battery:	1500mAh	Material:	ABS
Brightness(Lux):	≥2500 Lux		

ROOT CANAL

EQUIPMENTS

OBTURATION SYSTEM KIT

► BR-101

1. Wireless 3D filling design
2. Fast heating to 230°C in 13s(5s for pen)
3. Accurate temperature control
4. 2200mAh large battery capacity.
5. Auto idle power saving mode
6. 230°C/200°C/180°C/160°C for choice

SPECIFICATIONS


Battery:	DC3.7V 2200mAh/2600mAh(pen)
Heating time:	13s/5s(pen)
Power:	100V-240V / 50-60Hz
Gun needle size:	23G, 25G
Working temperature:	160°C, 180°C, 200°C, 230°C



WIRELESS GUTTA CUTTER

► BR-104

1. Fast heating and maximum temperature 280 °C
2. Battery: 2 pcs AA 1.5V Battery
3. Needle reusable
4. Battery rechargeable



◀ BR-103

WIRELESS GUTTA CUTTER
Rapid heating, max. 260°C
2400mAh battery
Wireless charging



◀ BR-102

OBTURATION PEN
6 working modes 3000mAh battery
5s heating time



MICROMOTOR

BRUSHLESS ELECTRIC

DENTAL BRUSHLESS ELECTRIC MICROMOTOR

▼ BR-705



Inner LED lighting
electric motor system



Fit to ISO3964 contra angle and
Straight handpiece. Motor can be
sterilized under the 135°C.



Smart control system, easy to install.
Speed and direction are adjustable.

RPM	1:1	1:5	4:1	6:1	16:1
100					50
1,000	500		125	83	2,500
2,000	40,000		10,000	6,666	
2,500		2,500			
10,000		200,000			
40,000					
200,000					

SPECIFICATIONS

Type of motor:	Brushless motor	Power input:	DC 36V
Torque:	3.0N.cm	Illuminate:	LED(White light)
Rotation:	50 - 200,000 rpm	Size of motor:	Φ22×L70.4mm

MICROMOTOR

BRUSHLESS ELECTRIC

BUILT-IN BRUSHLESS MICROMOTOR

► BR-704

- 1.ISO E type connector for both straight handpiece and contra angle.
- 2.Internal water spray, with LED / Fiber optic.
3. Rotation speed : 50-200,000 rpm



SPECIFICATIONS

Type of motor:	Built-in Brushless motor	Power input:	DC 36V
Torque:	3.0N.cm	Illuminate:	LED(White light)
Rotation:	50 - 200,000 rpm	Size of motor:	Φ22×L70.4mm

DENTAL BRUSHLESS MICROMOTOR



◀ BR-706

- 1.DC adaptor connector
- 2.2/4 holes turbine connector
- 3.wired LED motor

RPM	16:1	1:1	1:5
100	100		
1,000	2,500		
2,000		2,000	
2,500		40,000	
10,000			10,000
40,000			200,000
200,000			

SPECIFICATIONS

Type of motor:	Brushless motor	Power input:	DC 30V
Torque:	3.4N.cm	Illuminate:	LED(White light)
Rotation:	2,000 - 40,000 rpm	Size of motor:	Φ22.5×L75mm

DENTAL POLISH

MOTOR SERIES

▼ BR-702

Max. Torque 850 gf.cm
Ultra quiet, noise≤60 dB.



SPECIFICATIONS

Voltage:	AC 110-220V, 50/60Hz	AC 110-220V, 50/60Hz
Speed:	0-35,000 RPM	0-35,000 RPM
Weight:	1.5 kg	2.7kg

▼ BR-N3

Integrated style Handpiece



▼ BR-702E

#18 E-type motor



Max.speed **35,000** RPM
Strong Power and Durable

▼ BR-702S

#204 Lab motor



Max.speed **35,000** RPM
Bur size: 2.35mm

▼ BR-210

Stepless speed regulation, High torque



SPECIFICATIONS

Voltage:	AC 110-220V, 50/60Hz	AC 110-220V, 50/60Hz
Speed:	0-35,000 RPM	0-35,000 RPM
Weight:	1.3 kg	2.3kg

▼ BR-204

High speed and Low noise



DENTAL BRUSHLESS

MICRO MOTOR SERIES

▼ BR-707

Both manual control and foot pedal control are available for switch On/Off and speed adjustment.



▼ BR-708

Aluminum alloy panel, foot pedal control switch On/Off



HANDPIECE

Application: Dental denture polishing, jewelry engraving etc.



Quality assurance



Simple operation



Low noise

- 1.Heat treated handpiece spindle with higher hardness, good abrasion resistance and longer life.
- 2.Equipped with NSK bearings.
- 3.Low heat, Low noise and low vibration .
- 4.High power to continue working when meet greater resistance.

▼ BR-709

- 1.Easy to store the handpiece.
- 2.Light body and easy to carry.
- 3.Foot pedal control switch On/Off



SPECIFICATIONS

Model	BR-707	BR-708	BR-709
Speed:	50,000 RPM	50,000 RPM	50,000 RPM
Torque:	8.9N.cm	8.9N.cm	6.5N.cm

LED LIGHT CURE SERIES

HIGH POWER 1S LED LIGHT CURE

▼ BR-612

1. Curing 2mm resin in 1s.
2. Three working modes for option.
3. Two light intensity options:
1200mw/cm² and 2500mw/cm².
4. Advanced Blue-violet light technology which can cure all materials.



It can 360° rotation fold the head front and back to adjust the angle

SPECIFICATIONS

Intensity:	1200mw/cm ² / 2500mw/cm ²
Wave length:	420nm-515nm
Solidification:	2mm/1s
Input:	AC100-240V 50/60Hz
Output:	DC5V 1A

1 SECOND LED LIGHT CURE

▼ BR-610

1. 10W high power LED light.
2. 270° rotate, 90° illuminate.
3. Solidifying time: 1s, 5s, 10s, can be adjusted.
4. Solidify 2mm resin in 1 second at 1s strong light mode.



10W high power blue light

SPECIFICATIONS

Intensity:	2200mw/cm ²
Wave length:	420nm-480nm
Solidification:	2mm/1s
Input:	AC100-240V 50/60Hz
Output:	DC4.2V

LED LIGHT CURE SERIES

1 SECOND LIGHT CURE

► BR-611

1. 5W LED, 2700MW/cm²
Light intensity
2. 3 Modes for option,
1-60s time setting.
3. Curing normal resin that is thicker than 2mm in 1 sec.
4. The handle and charging base are charged by conduction.



SPECIFICATIONS

Battery:	2200mA 3.7V-4.2V
Input voltage:	AC 100V-240V / 50-60Hz
Wave length:	385-515nm
Light intensity:	1300-2700 mw/cm ²
Solidify time:	5s/3mm

WIRELESS LED LIGHT CURE

► BR-602

1. Pretty shell with excellent heat dissipation function
2. High-power LED, high intensity, and long performance
3. Working modes: Strong, Gradually Strong, Flashing
4. Touch-membrane press button
5. Suitable for any brand of resin materials.



SPECIFICATIONS

Battery:	2200mA 3.7V-4.2V
Input voltage:	AC 100V-240V / 50-60Hz
Wave length:	420-480nm
Light intensity:	1200-1500 mw/cm ²
Solidify time:	5s/3mm

COLORFUL LED LIGHT CURE

1. 5W power LED, automatic standby / shut down
2. Noiseless operation, easy to select the working mode.
3. Working modes: Strong, Gradually Strong, Flashing
4. Large-capacity lithium battery, low battery alert.



► BR-603
Aluminum body
5 colors for choice



► BR-605
Plastic body
6 colors for choice

SPECIFICATIONS

Intensity:	1800-2000mw/cm ²
Wave length:	420nm-480nm
Battery:	2200mAh(Aluminum) / 1800mAh(Plastic) 3.7V-4.2V
Input:	AC110-220V 50/60Hz
Solidify time:	5s/3mm

BUILT-IN LED LIGHT CURE

1. Totally aluminum alloy handle
2. 10W Big power LED
3. Working modes: Strong, Gradually Strong, Flashing
4. Standby and shutdown automatically



► BR-606
Time setting:
10s, 20s, 30s, 40s

SPECIFICATIONS

Intensity:	1200-1500mw/cm ²
Wave length:	420nm-480nm
Battery:	220mAh 3.7V-4.2V
Input:	AC110-220V 50/60Hz
Solidify time:	5s/3mm

INTRA ORAL CAMERA

ENDOSCOPE SYSTEM

17 INCH WIFI INTRA ORAL CAMERA

► BR-504W

High-definition photographing function,
With patient management system, support Max. 32G big storage SD card,



1/4/16 pictures
display



17 inch
screen



6 pcs
LED light source



12 Mega
pixel camera



Wifi transmission
available

SPECIFICATIONS

Pixel:	12 Mege pixel	Storage mode:	USB Storage
Image sensor:	CMOS 1/4	Other fuction:	Remote control function
Screen size:	17 inch	Max Supported storage:	32G
Screen resolution:	1280×1024	Picture format:	JPG
Display:	1/4/16 pictures	Focusing scope:	5-50mm
Wifi transmission:	Available	Power consumption:	30W

INTRA ORAL CAMERA

ENDOSCOPE SYSTEM

► BR-506

6 high-brightness LED light sources.
10 million pixel HD camera.
17 Inch HD Display.
Support single picture/quad picture.



Output format: RGB, HDMI,USB



6 high-energy LED cold design

SPECIFICATIONS

Pixel:	10 million pixel	Picture Storage Format:	JPG
Image sensor:	CMOS 1/4 HD	Focus Range:	5mm~50mm
Screen size:	17 inch	Storage Capacity:	8G USB flash disk
Screen resolution:	1280×1024	Fill Light:	Cold light LED*6
Picture Display:	1picture/ 4 Pictures		

► BR-511

High-definition resolution endoscope,
support four-screen display, USB interface copy.

Optional BR-511-W with WIFI



Dedicated handle interface, HD720P



6 high-energy LED cold design



SPECIFICATIONS

Image sensor:	1/4 sony hadccd	Storage mode:	USB Storage
Screen resolution:	1280×1024	Wifi transmission:	Optional
Screen size:	17 inch	Max Supported storage:	8G
Pixels:	12 megapixels	Picture format:	JPG
Display:	1/4 pictures	Focusing scope:	3~50mm, auto focus

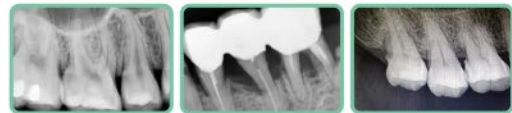
X-RAY

EQUIPMENTS

PORTABLE X-RAY MACHINE

► BR-841

It works on high frequency and small power.
73mm(roundness) X-ray irradiation range,
radiation damage hurts you less.
Cooperate with the sensor, the photo can
display on computer.



Advance Micro-focus(**0.4mm**) technology can
provide more clear photo than traditional(**0.8mm**).



SPECIFICATIONS

Size of X-ray tube focal spot:	0.3×0.3 mm	Max. tube voltage:	75Kv
ANODE heating unit:	8.5 Khu	X-ray filtration range:	73mm(roundness)
Tube current:	1 mA	Total filtration:	1.6mmAL

PORTABLE TOUCH SCREEN X-RAY MACHINE

► BR-842

- 1.Full touch screen color LCD interface
- 2.Select exposure time with one click
- 3.Double lead is safer
- 4.RVG digital mode one-click connection
- 5.The battery case can be automatically replaced



4 inch LCD colorful touch screen



SPECIFICATIONS

Tube current:	2mA	Tube voltage:	65Kv
X ray tube focus:	0.3mm	Working frequency:	20KHz
Power rating:	80W	Exposure time:	0.1-2.5s

X-RAY

EQUIPMENTS

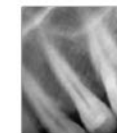
INTRA ORAL X-RAY SENSOR

The sensor casing is purposely designed to resist shocks, bite and drops to ensure product durability.
it's absolutely waterproof, able to be immersed in disinfecting solution for better hygienic and safety protection.
The protective sheaths reduce the risk of cross-contamination and protect plates from scratches and heat.

▼ BR-832



Dimension:
30×37mm



Active Area:
25×30mm



▼ BR-831



Dimension:
26.5×32mm



Active Area:
21×21mm



Sensor casing(front)

Shocks Absorber

Imaging Chip Module

Sensor casing(back)

SPECIFICATIONS

Effective imaging area:	25×30mm	21×21mm
Sensor size:	30×37mm	26.5×32mm
Contrast resolution:	16 bits	16 bits
Connection:	USB	USB
Sensor cable length:	3m(extendable)	3m(extendable)

ULTRASONIC

SCALER SERIES



BR-901 (LED type)

Automatic frequency tracking, Detachable autoclavable handpiece.
Adopted aero plastic, Small size, light weight, easily operate and high durability.
Compatible with EMS, woodpecker.



SPECIFICATIONS

Voltage:	AC 100-240V 50/60Hz 1A
Output power:	3W - 20W
Frequency:	28±3kHz
Water pressure:	0.01 ~ 0.5Mpa(0.1~5bar)



BR-L6

Built-in ultrasonic scaler with pluggable handpiece without light, compatible with EMS, Woodpecker.
Function: Scaling & Perio & Endo



HW-2H Pluggable handpiece

SPECIFICATIONS

Power supply:	AC 24V 50/60Hz or DC 30V
Output power:	3W - 20W
Frequency:	28±3kHz
Water pressure:	0.01 ~ 0.5Mpa(0.1~5bar)



BR-L9 (LED type)

Built-in ultrasonic scaler with pluggable handpiece with light, compatible with EMS, Woodpecker.
Function: Scaling & Perio & Endo



HW-5L Pluggable LED handpiece

SPECIFICATIONS

Power supply:	AC 24V 50/60Hz or DC 30V
Output power:	3W - 20W
Frequency:	28±3kHz
Water pressure:	0.01 ~ 0.5Mpa(0.1~5bar)

ULTRASONIC

SCALER SERIES

SCALER HANDPIECE SERIES

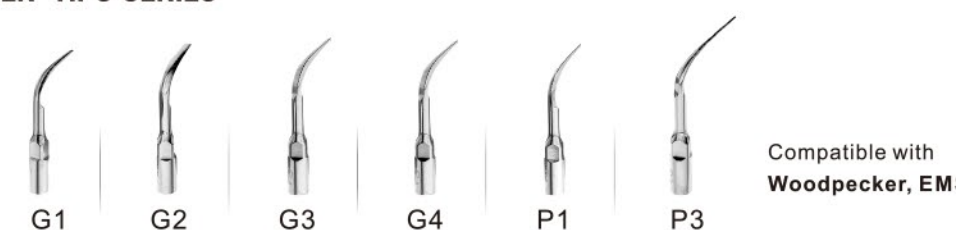


HD-7H HD-7H2 HD-7L HW-3H HW-5L HW-5L2 HW-5L3 HW-2H



DTE-H DTE-L HW-H HW-L

SCALER TIPS SERIES

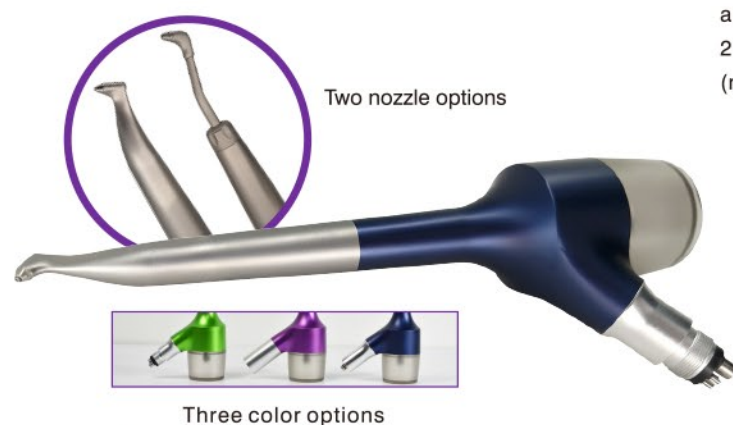


Compatible with
Woodpecker, EMS

AIR PROPHY

SCALER SERIES

ALUMINUM OXIDE AIR ABRASION



BR-822

Anti-suction design, prevents the powder flying around and contaminating the surrounding air.
2 holes/4 holes/two coupling type
(not including coupling)

SPECIFICATIONS

Air pressure:	0.2-0.5Mpa
Powder:	Aluminum/Silicon oxide
Spray size:	20-80 micron
Color:	Blue, Green, Purple

ALUMINUM OXIDE SANDBLASTING GUN



BR-815

High quality stainless steel structure, solid and durable.
360° rotatable nozzle design, precise injection can be anywhere.
Precise tolerances, seamless connection, to prevent the occurrence of loose parts off.

SPECIFICATIONS

Air pressure:	0.6Mpa
Blasting hole:	≤Φ0.5mm
Spray:	Water mist
Material:	Stainless steel

ALUMINUM OXIDE MICROBLASTER



BR-816 (with water cooling)

Premium Tungsten nozzle, stainless steel body,
Durable and detachable.
Accurate, steady jetting flow, controlled with foot pedal
Uneasy to be blocked, the whole unit can be sterilized.

SPECIFICATIONS

Air pressure:	0.3-0.4Mpa
Blasting hole:	≤Φ0.5mm
Sand quantity:	1.5g/min-3.59g/min
Weight:	0.4kg

AIR PROPHY

SCALER SERIES

TITANIUM-PLATED COPPER ALUMINUM OXIDE SANBLASTING SERIES

Aluminum oxide sandblaster is a handheld dental sandblasting unit for intraoral sandblasting and dental lab applications. Stainless steel construction and a replaceable carbide tip that rotates 360 degree.



BR-820

BR-820-1

2 holes for selection



BR-820-2

Quick coupling type



BR-820-3

Quick coupling type



SPECIFICATIONS

Air pressure:	0.2-0.4Mpa	Water pressure:	0.2Mpa
Working pressure:	0.6Mpa	Blasting hole:	Φ0.6mm
Sand quantity:	≤9g/min	Water quantity:	≤50ml/min

AIR PROPHY

SCALER SERIES

▼ BR-817

4 holes for selection



▼ BR-817-2

Quick coupling type



▼ BR-817-3

Quick coupling type



- Even under high pressure, handpiece can have 360° free rotation, offering more considerate and flexible treatment.
- Stains and plaque can be efficiently cleaned by the free attached clean powder, which assures a relaxed and pleasant treatment to both the user and the patient.

SPECIFICATIONS

Water pressure:	0.7-2.2 bar with a service flow of 50-80 ml/min	Air pressure:	2.5-4.5 bar
Temperature:	+10-40°C	Humidity:	30-75%
Storage:	Temperature -10-40°C, Humidity 10-95%, Air pressure 500-1060hPa		

METAL AIR POLISHER PROPHY

▼ BR-806



METAL AIR POLISHER PROPHY

▼ BR-807



- Compact ergonomic design allows for dexterous handling and manipulation.
- 360° rotation assures effective hidden tartar removal.
- Disperses evenly with no splashing.
- Specially designed to prevent backflow and blockage.

SPECIFICATIONS

Air pressure:	0.2-0.5Mpa	Water pressure:	0.05Mpa-0.5Mpa
Hydraulic pressure:	0.3Mpa-0.4Mpa	Max. Waterflow:	30ml/min
Max. Powderflow:	2g-3g/min		

DENTAL LOUPES

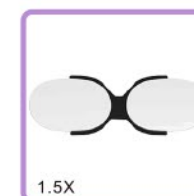
EQUIPMENTS

DENTAL LED HEADLIGHT Binocular Loupes

► BR-804B

The double light is brighter, with yellow and white light options. With dual batteries, the standby time is longer. The tightness can be adjusted with the button on the top.

Replace the filter light, two light options of yellow and white



1.5X



2.5X / 3.5X



5.0X / 6.0X



Big Power

Working distance: 420mm

High Intensity

Depth of field: 90mm

Shadowless LED

Depth of vision: 100mm

SPECIFICATIONS

Input voltage:	AC100-240V, 50-60HZ	LED power:	5W
Light intensity:	150000Lux	Battery capacity:	2000mA
Weight:	1300g	Net weight:	160g

▼ BR-804

LED Magnifying 3.5X/2.5X Loupes



▼ BR-804A

LED Magnifying 3.5X/2.5X Loupes

